



# Civil Air Patrol Overview Briefing

**Maj Gen Regena M. Aye, CAP  
Commander / Chief Executive Officer**

**June 2025**





**Volunteers serving**



**America's  
Communities**



**Saving Lives**



**Shaping Futures**





**CAP Background and Assets**

**Our Missions**

**Questions**



# Our Core Missions



## Cadet Programs



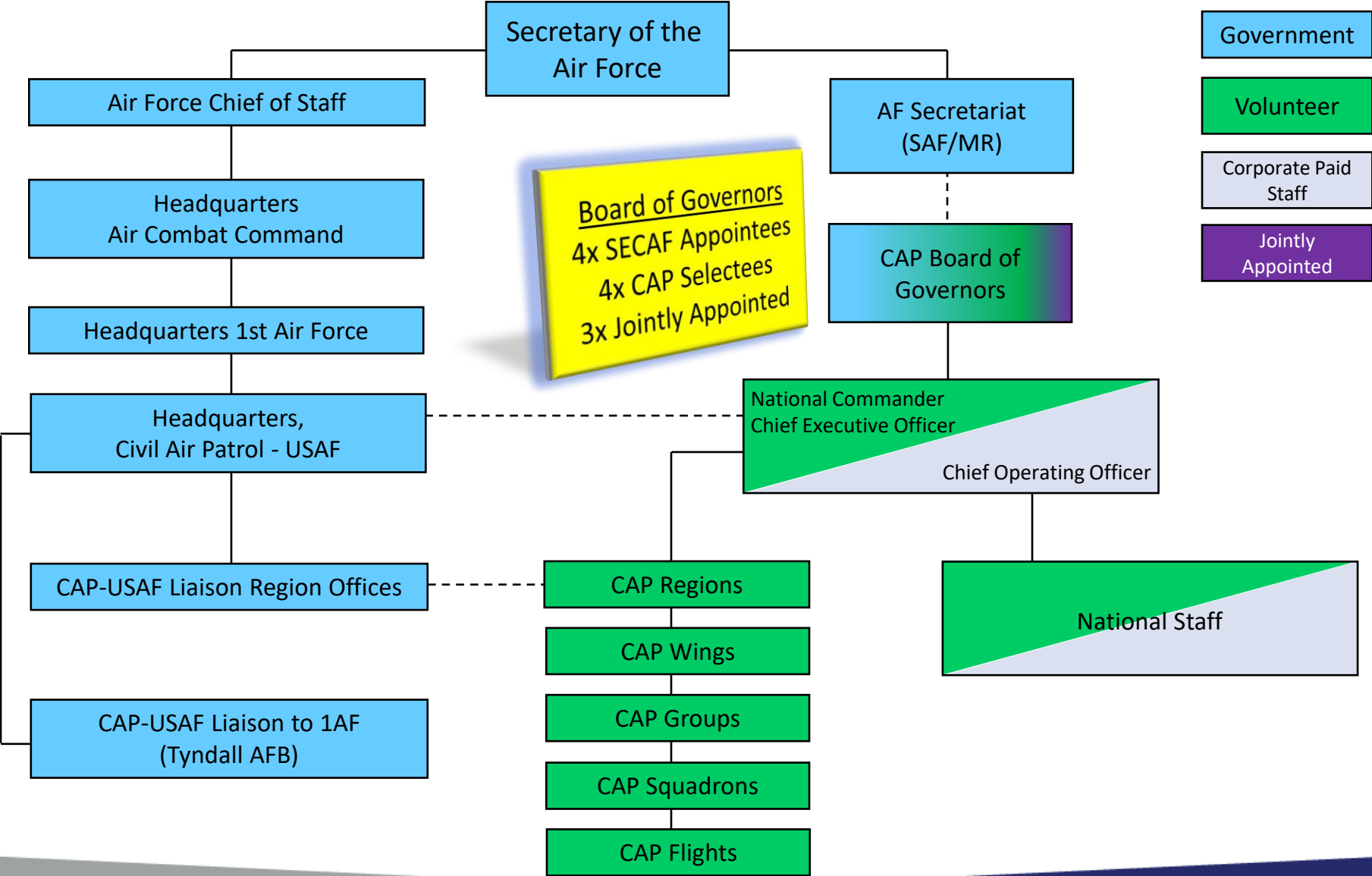
## Aerospace Education



## Emergency Services



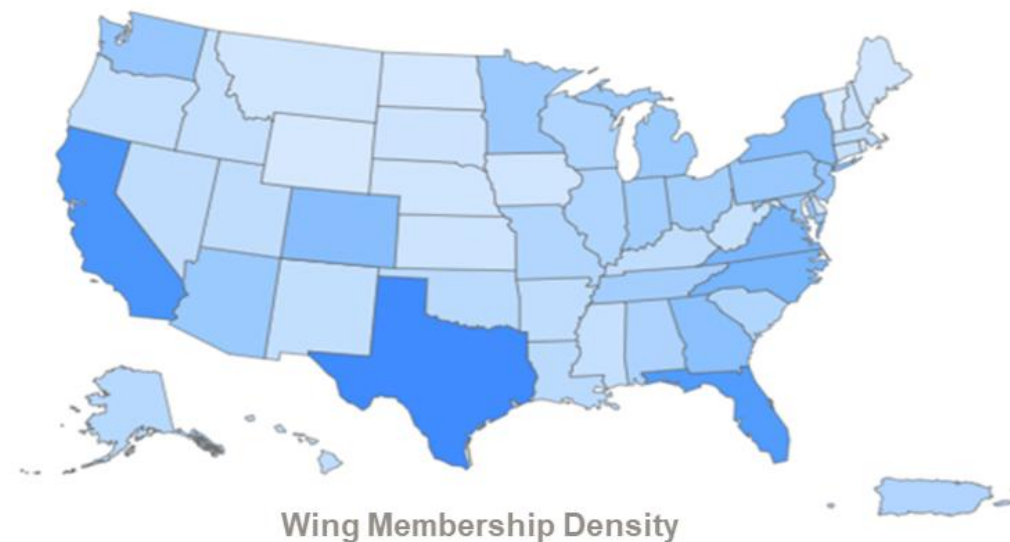
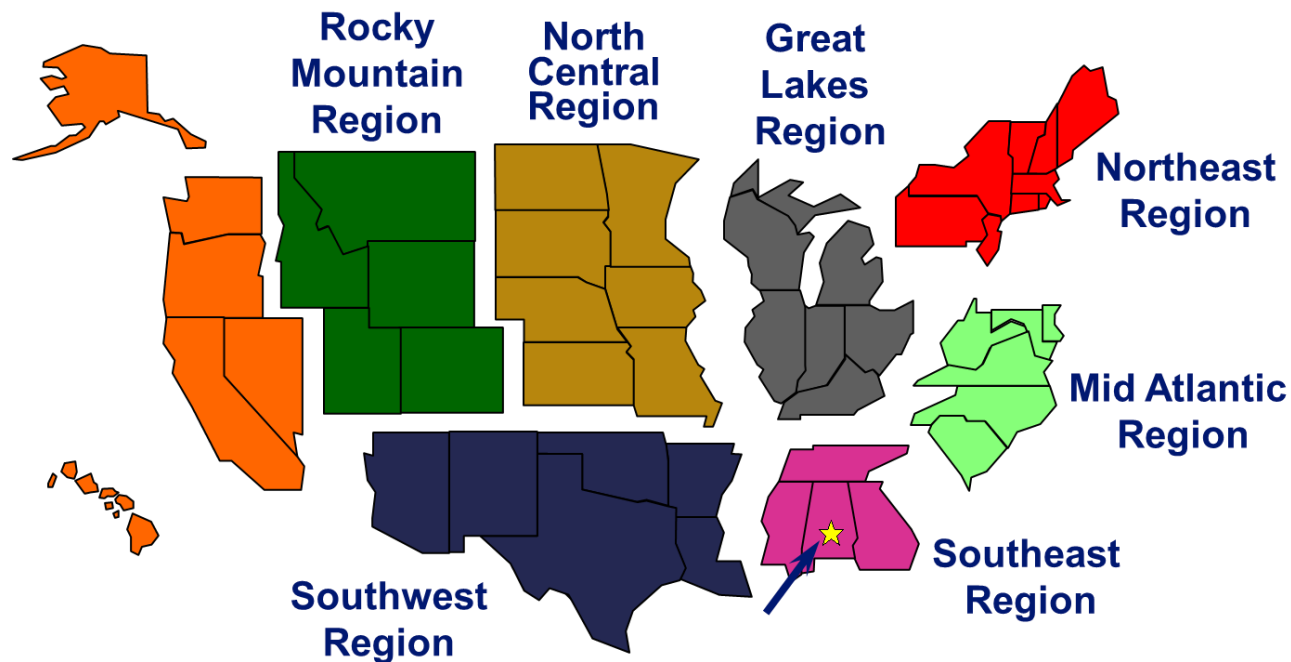
# Organizational Chart





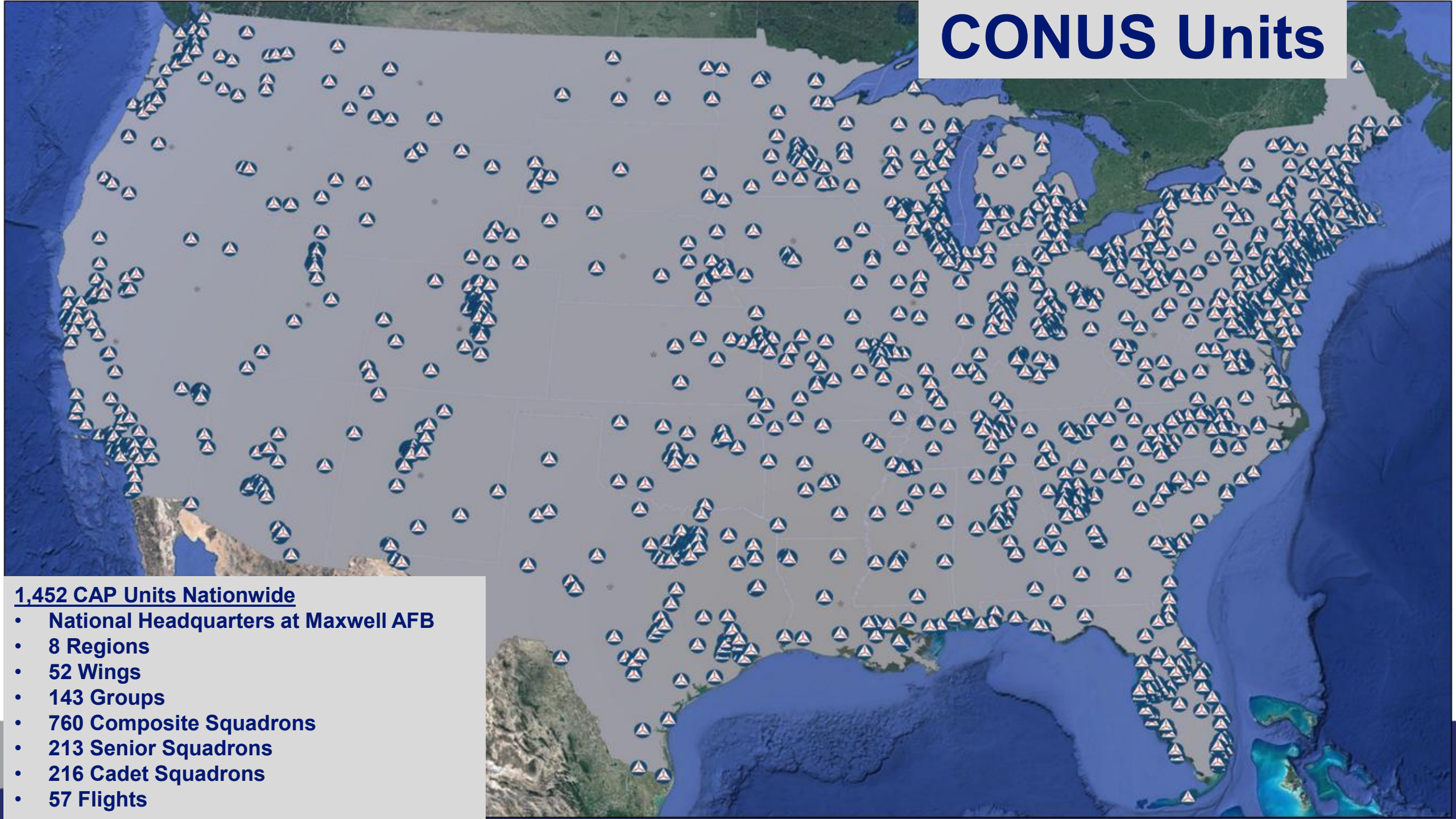
CIVIL AIR PATROL  
U.S. AIR FORCE AUXILIARY

# CONUS Regions and Wings





# CONUS Units

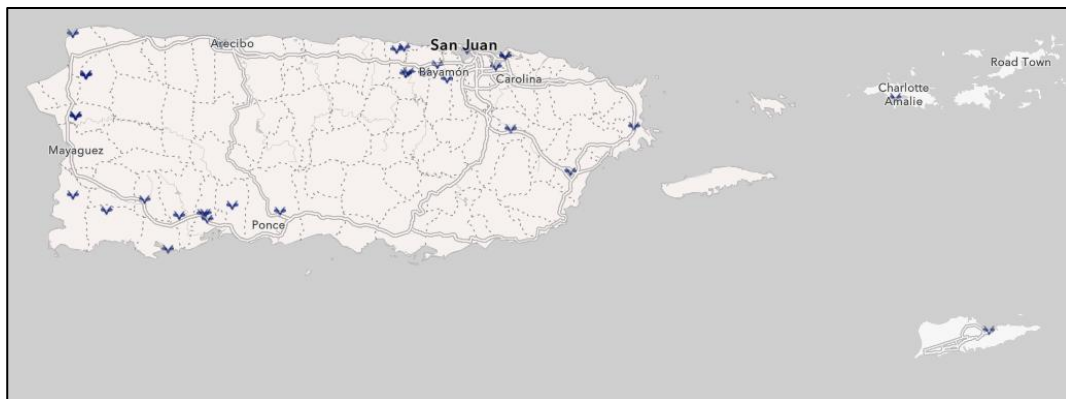
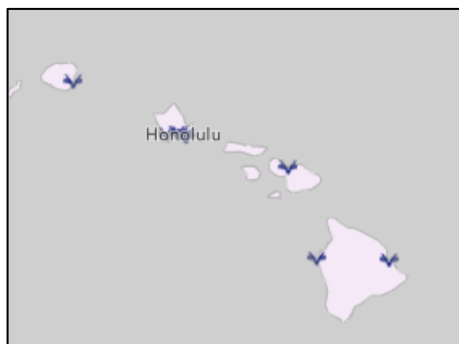


## 1,452 CAP Units Nationwide

- National Headquarters at Maxwell AFB
- 8 Regions
- 52 Wings
- 143 Groups
- 760 Composite Squadrons
- 213 Senior Squadrons
- 216 Cadet Squadrons
- 57 Flights



# OCONUS Wings & Overseas Units







# Assets



## Vehicles

Onhand: **1171**  
**28** pending retirement

Rec'd (Last 90 Days): 32

Due-In: 6  
RMR: 1, NER: 1, MAR: 2  
NCR: 1, SWR: 1

Retired (Last 90 Days): **14**

## Aircraft

Onhand: **555**  
**18** pending retirement

Rec'd (Last 90 Days): **6**

Due-In: **20**  
1x 182 (last batch)  
3x Refurbs  
15x (Apr to Oct)  
Next Purchase TBD

Retired (Last 90 Days): **6**  
3x 172s, 3x 182s

# Other Assets



## Statistics as of 15 Apr 2025

### Equipment

|                                  |        |
|----------------------------------|--------|
| Small UAS (946 Ops / 2,471 AE)   | 3,237  |
| Gliders                          | 41     |
| VHR Radios – Short/Mid Range     | 15,467 |
| VHF Repeaters - Fixed & Tactical | 770    |
| HF Radios – Long Range           | 2,192  |

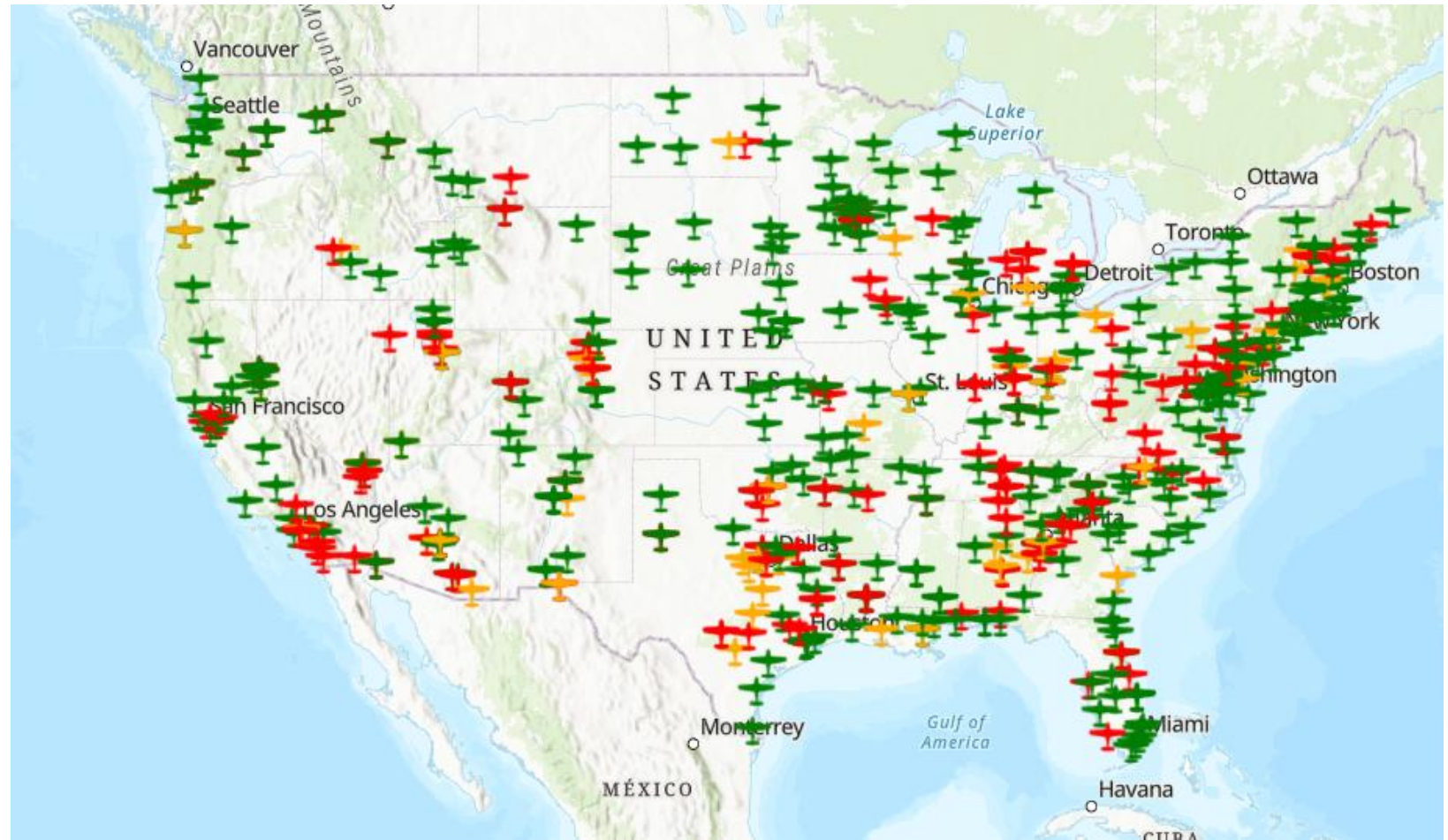
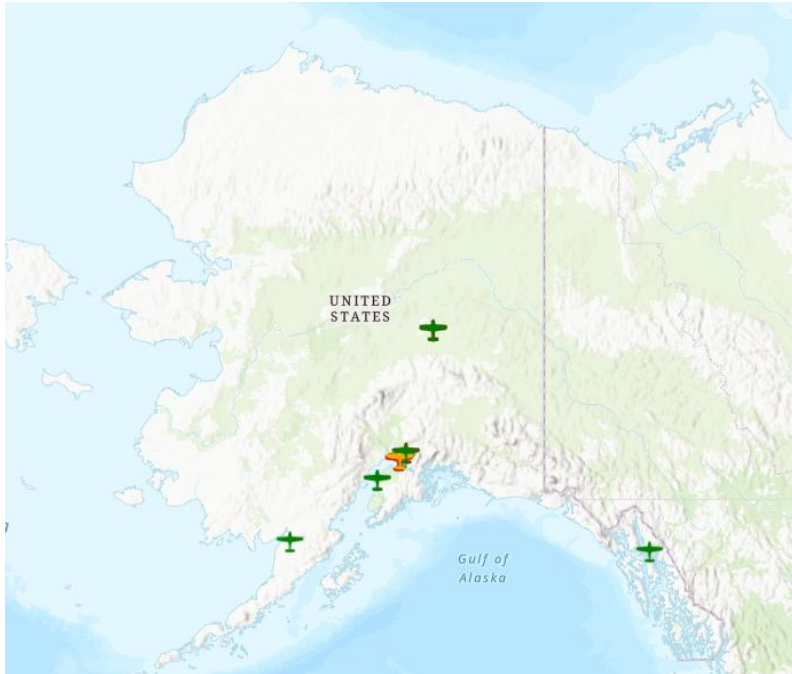




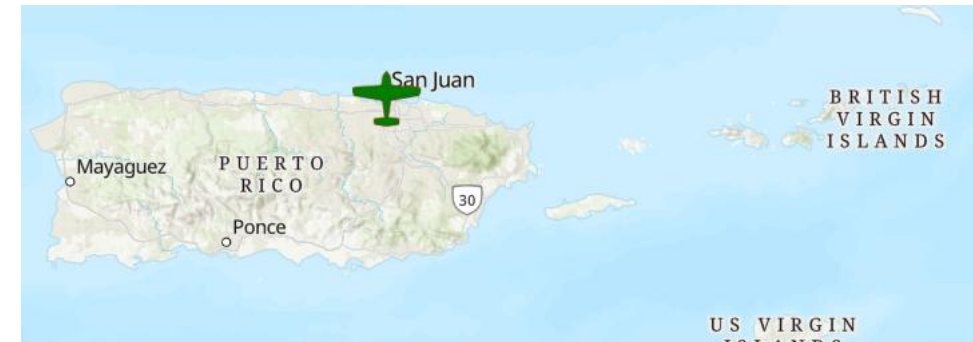


CIVIL AIR PATROL  
U.S. AIR FORCE AUXILIARY

# Powered Aircraft



| STATUS |       | A/C | %  |
|--------|-------|-----|----|
| FMC    | ◆     | 343 | 60 |
| PMC    | ◆     | 58  | 10 |
| NMC    | ◆     | 166 | 29 |
| MC     | ◆ + ◆ | 401 | 71 |



Snapshot as of 02 JUN 25



**CAP Background and Assets**

**Our Missions**

**Questions**



# EMERGENCY SERVICES



# OPERATIONAL MISSIONS

## Search and Rescue Missions

- ✓ Air and ground teams
- ✓ National Cell Phone Forensics Team search
- ✓ National Radar Analysis Team search
- ✓ Small Unmanned Aircraft Systems search
- ✓ Sundown coastal, river, and bay patrol

## Emergency Services (technology)

- ✓ High-definition imagery and video
- ✓ Light Detection and Ranging (LIDAR 3D scanning)
- ✓ Forward Looking Infrared (FLIR)
- ✓ MX-15 sensor ball
- ✓ Geospatial capabilities (orthomosaic)
- ✓ Cellphone forensics
- ✓ Radar analysis

## Other Emergency Services Missions

- ✓ Wildfire damage photography (air and ground)
- ✓ Flood damage photography (air and ground)
- ✓ Hurricane damage photography (air and ground)
- ✓ Tornado damage photography (air and ground)
- ✓ Earthquake damage photography (air and ground)
- ✓ Ice dam photography (air)
- ✓ Tsunami warning system (airborne)
- ✓ Airborne communications relay







# Mission Flying Hour Summary

| Description                             | FY23<br>Total FY | FY24<br>Total FY | FY25<br>as of Q2 |
|---|------------------|------------------|------------------|
| Air Defense Intercept Training          | 1,587            | 1,697            | 737              |
| Cadet Orientation Flying                | 17,170           | 17,865           | 8,879            |
| Disaster Relief                         | 2,048            | 1,453            | 747              |
| Drug Interdiction                       | 2,703            | 3,114            | 1715             |
| Green Flag                              | 788              | 448              | 0                |
| Low Level Route Survey                  | 724              | 756              | 160              |
| Maintenance                             | 8,004            | 8,075            | 4,023            |
| Other                                   | 19,912           | 20,357           | 1557             |
| Range Support                           | 88               | 127              | 175              |
| Search and Rescue                       | 722              | 816              | 280              |
| Training                                | 38,497           | 38,158           | 21,206           |
| <b>Air Force Assigned Mission Total</b> | <b>92,245</b>    | <b>92,866</b>    | <b>39,479</b>    |
| <b>CAP-USAF Liaison Flying</b>          | <b>2,298</b>     | <b>1,956</b>     | <b>1,044</b>     |
| <b>Corporate Mission Flying</b>         | <b>7,806</b>     | <b>7,817</b>     | <b>5,736</b>     |
| <b>Grand Total Flying Hours</b>         | <b>102,349</b>   | <b>102,638</b>   | <b>45,872</b>    |

## TOTAL FORCE PARTNER

In 2023, more than 75% of CAP's flying hours involved Air Force-assigned missions. CAP provided air defense training and critical homeland security missions like Operation Noble Eagle intercept training (below). CAP also provided escorts of remotely piloted aircraft (left) from units across the nation, which plays a key role in the training of Air Force active-duty and Guard RPA pilots.

**75%**  
Flying Hours  
Assigned by  
Air Force





# Disaster Relief and Search & Rescue

Search and Rescue - 33 Saves (FY 25) As of 8 May 25

## Most Recent Save

30-32 – Radar Forensics & Alaska Wing support find of pilot/two daughters after night on wing after frozen lake crash  
33 - Cell Team save for working in finding a 17 year old near Wagoner, OK

Tustumena Lake near Soldotna, Alaska



## Most Recent Geospatial Missions

AR, IN, KY, TN, OH Flooding & Tornadoes

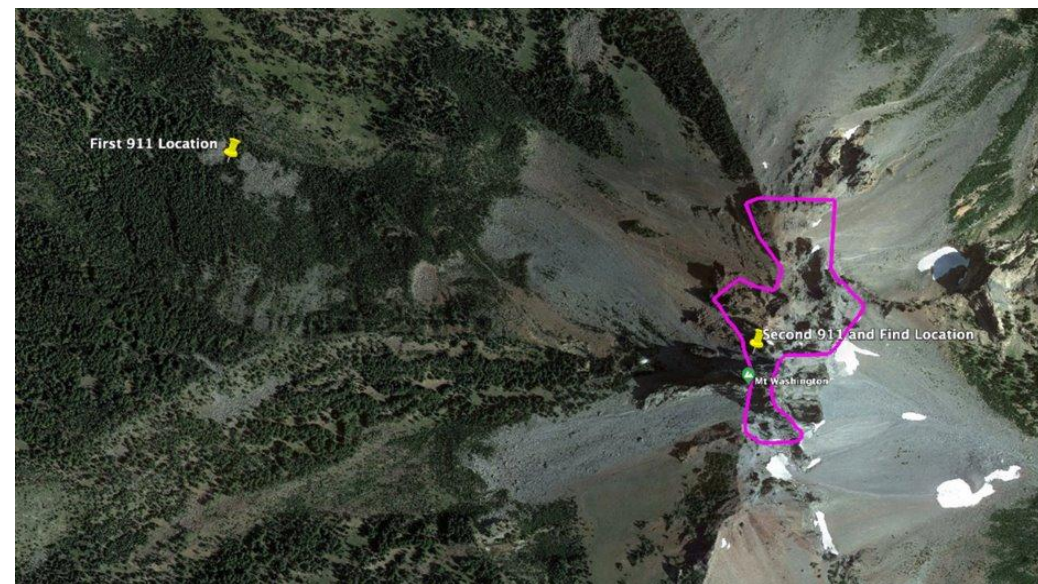
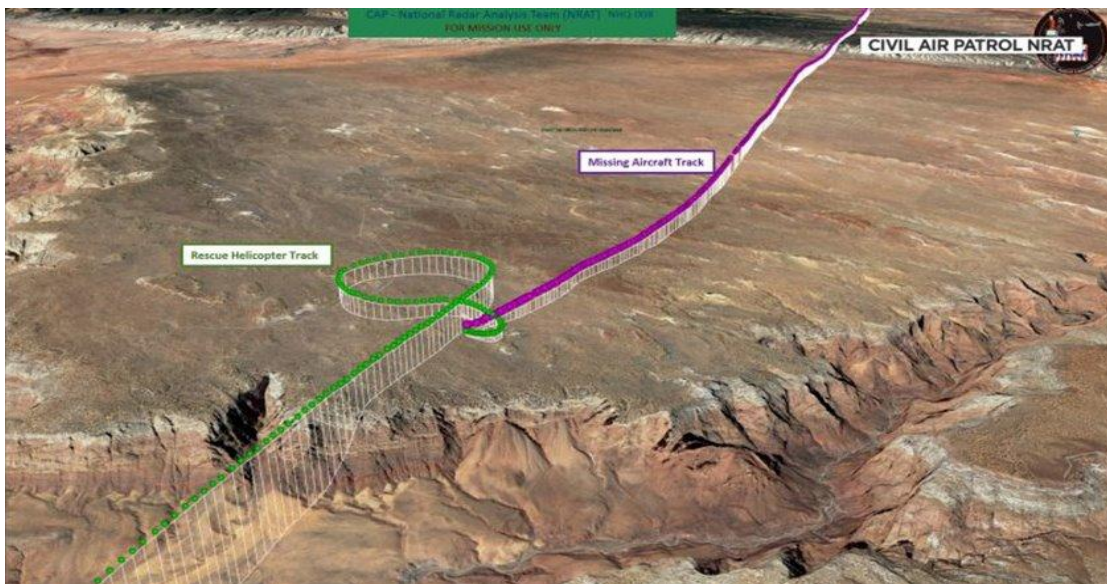


| States           | Destroyed | Major | Minor | Affected | Total Impacted |
|------------------|-----------|-------|-------|----------|----------------|
| AR Severe Storms | 40        | 5     | 27    | 304      | 376            |
| TN Tornado       | 35        | 2     | 9     | 5        | 51             |
| IN Flooding      | 44        | 256   | 192   | 327      | 639            |
| KY Flooding      | 43        | 246   | 174   | 252      | 715            |
| OH Flooding      | 0         | 0     | 263   | 11       | 274            |
| Total            | 151       | 509   | 665   | 899      | 2,520          |





# Radar Analysis and Cell Phone Forensics



USAF F-35, SC, 17 Sep 23



USMC CH-53E, CA, 6 Feb 24



USN, EA-18G, WA, 15 Oct 24

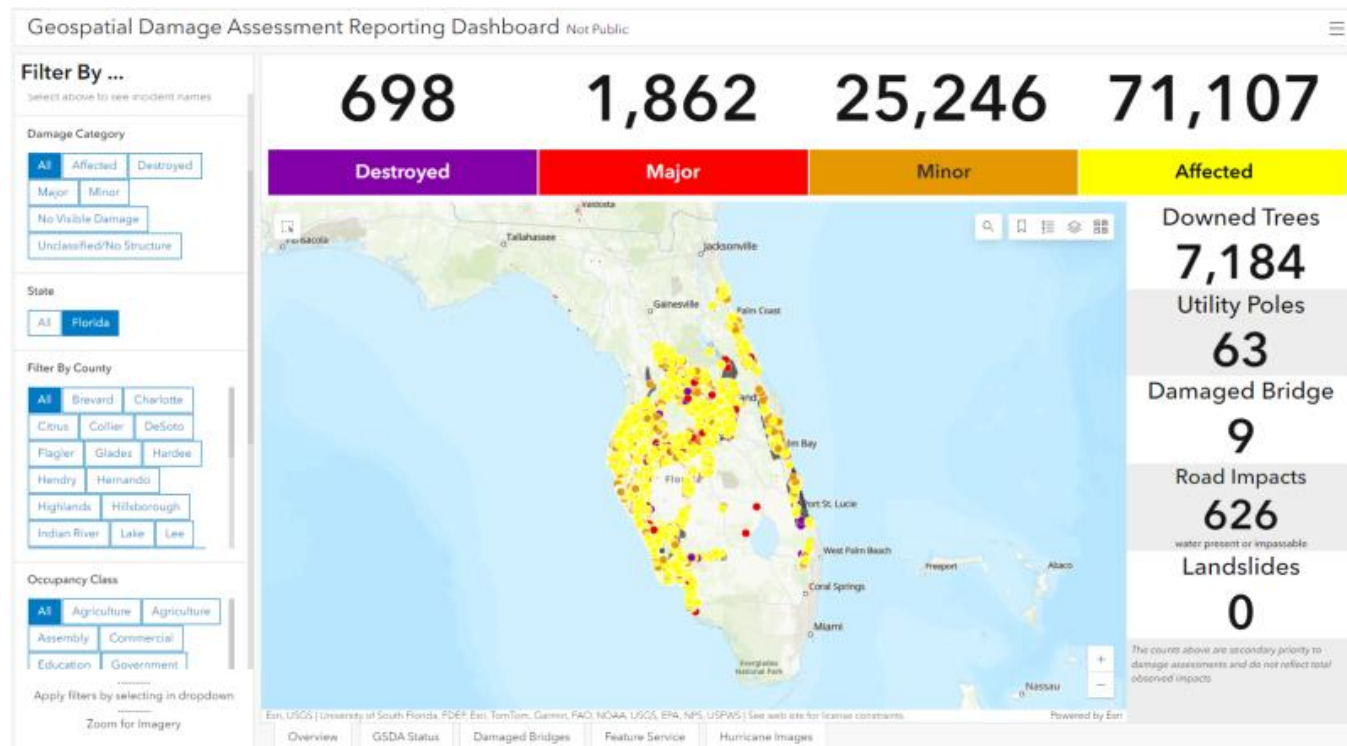




# Geospatial

## Hurricane Helene and Hurricane Milton CAP Involvement

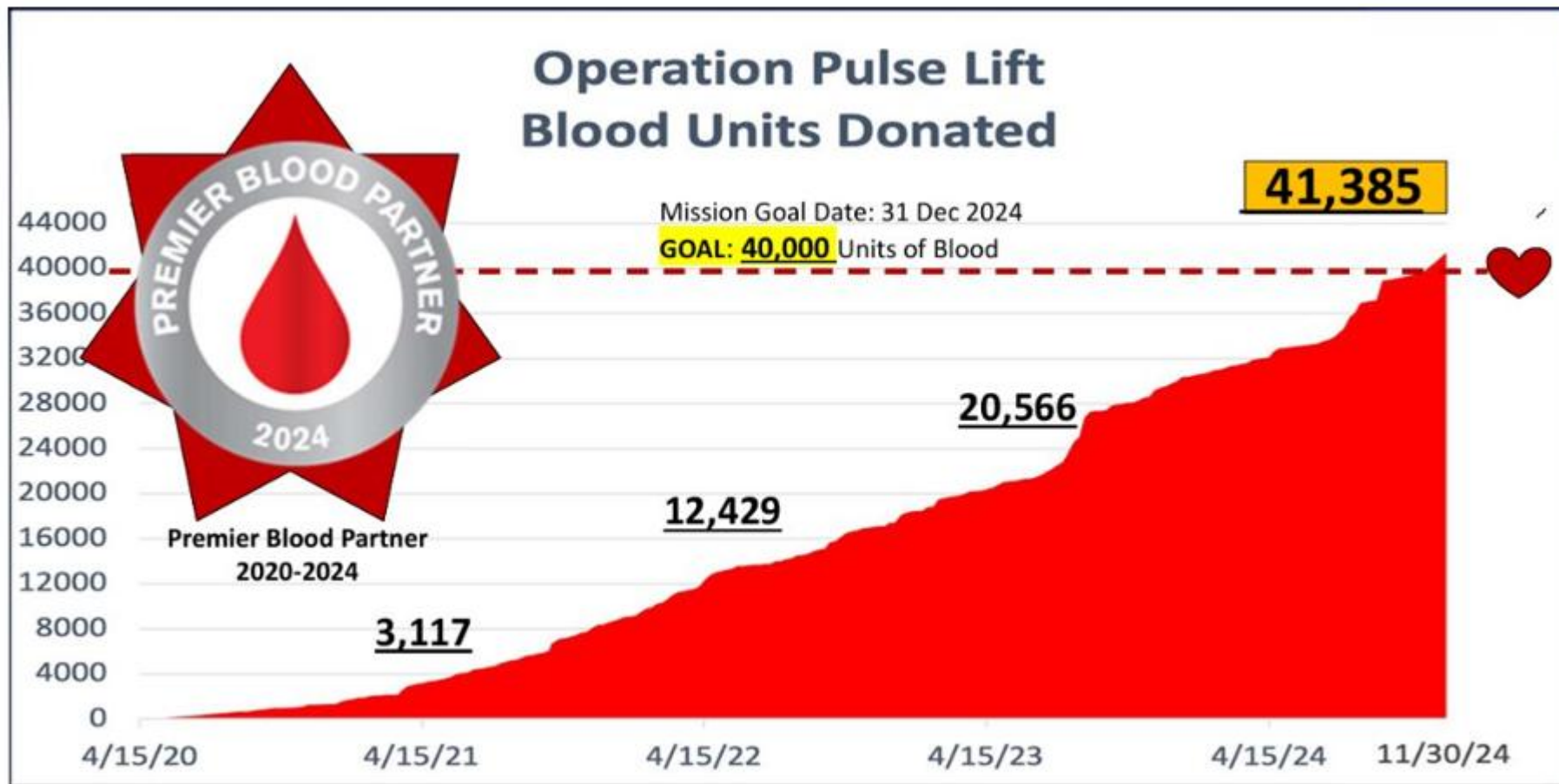
- Partner Teams: FEMA, FEMA Cadre, CAP Geospatial Team, Dewberry (FEMA contracted support), National Geospatial-Intelligence Agency (NGA)
- Total number of team assessments for both events: 258,767
- Total number of CAP Wings (States) involved: 32
- Total volunteer hours: 3,299
- Total volunteer dollars saved: \$211,656.80








# Operation Pulse Lift



**Blood Transport Sorties FY 2025 – 60**

# AEROSPACE EDUCATION







# CAP-NASA Missions

The Civil Air Patrol is once again collaborating with NASA to collect data on a continental scale. This year's flagship mission gives CAP members the opportunity to make observations that NASA researchers will use to improve aviation weather models.

## 2025 Aviation Weather Mission National Statistics

- All 8 Regions
- 47 Wings
- 265 Squadrons and Flights
- Over 3,800 CAP Citizen Scientists
- Dates: April 12, May 10, June 14, and July 12

Mission Director Capt Shannon Babb ([sbabb@cap.gov](mailto:sbabb@cap.gov))

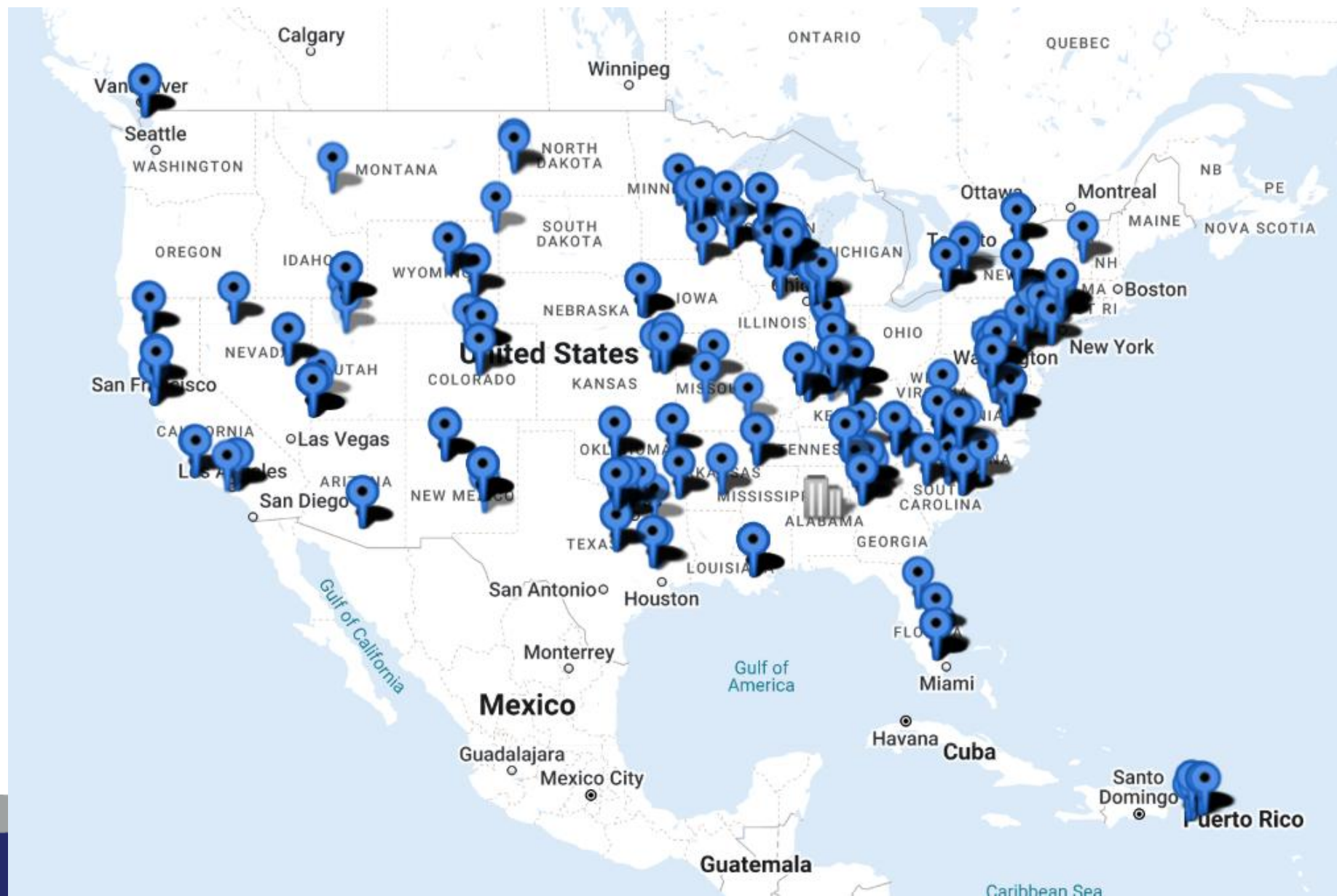


**CAP Aurora Watch Mission - studying space weather - launches Summer 2025!**



# 10 May Weather Mission

- 42 Wings
- Over 4,500 unique cloud and aviation weather observations
- 50 Wings scheduled for next mission dates







# CADET PROGRAMS





CIVIL AIR PATROL  
U.S. AIR FORCE AUXILIARY

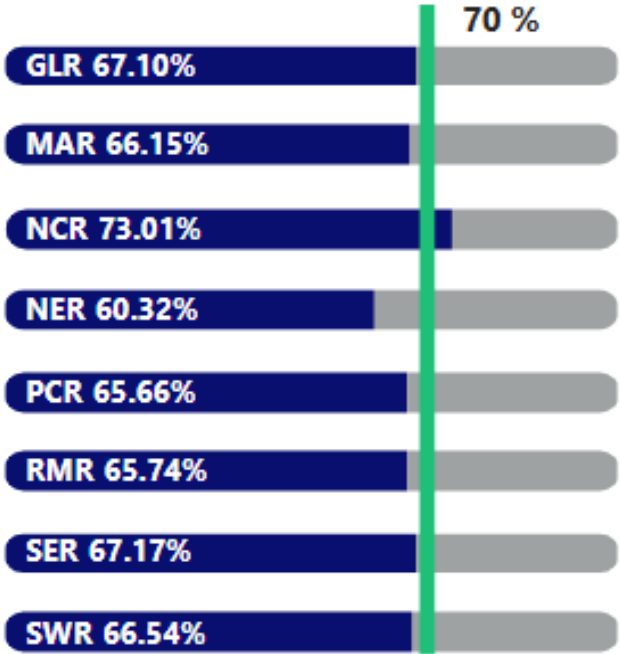
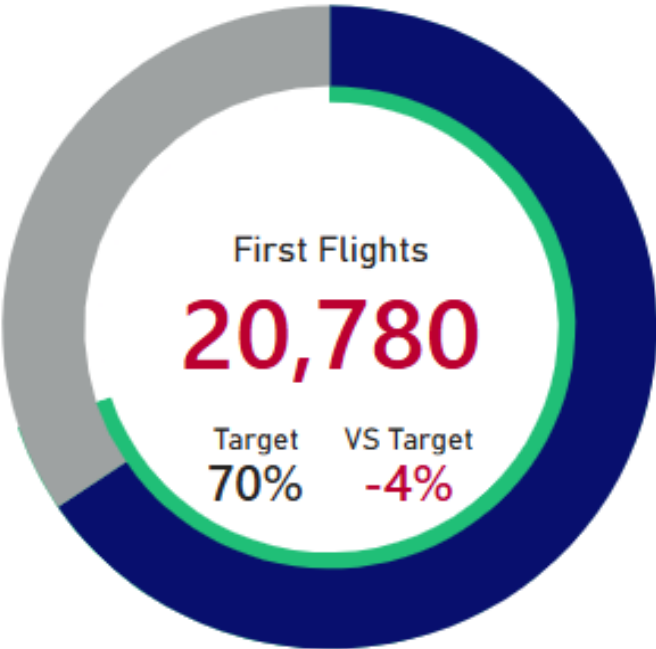
# National Cadet Special Activities







# Region Orientation Flight Goals



**FY2024 Orientation Flights**  
**27,744**  
**FY2025 As of 2JUN25**  
**19,522**

# Cadet Wings (as of 28 May)



**CIVIL AIR PATROL**  
CADET WINGS

**APPLICATION DATE CHANGE**  
**1 JULY- 1 SEPTEMBER**  
Noon Central Time

For more information on Cadet Wings visit:  
[www.GoCivilAirPatrol.com/CadetWings](http://www.GoCivilAirPatrol.com/CadetWings)



New Edition CAPP 60-43

*Coming Soon*



**\$1.9M**

**3,774**  
FY25 Hours Flown

**90%**  
Completion

**389**  
Graduates

**98**  
Active Flyers





**CAP Background and Assets**

**Our Missions**

**Questions**



# Questions